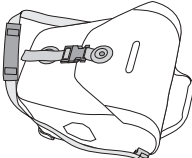
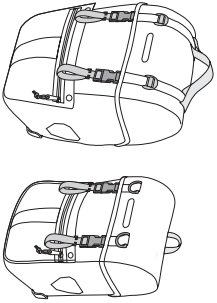
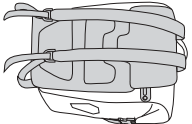
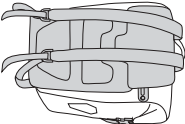
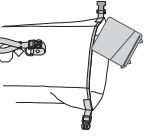

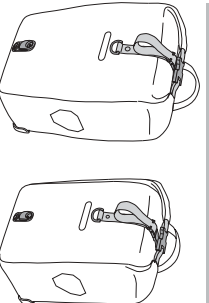
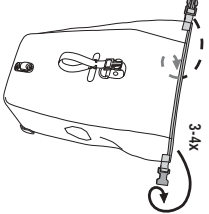
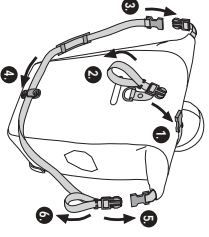

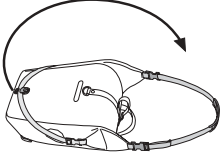
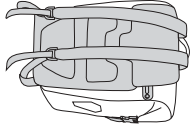

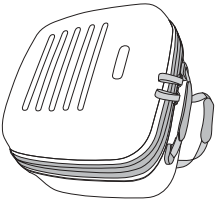
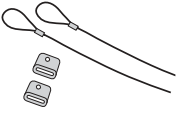
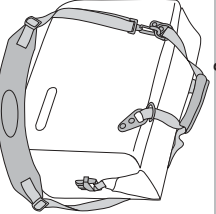
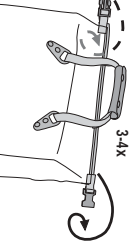
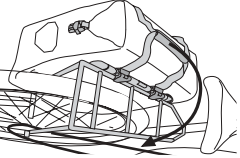
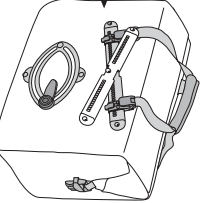
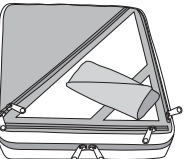
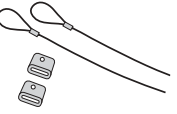


QL2 - SYSTEM

- (D) MONTAGGANLEITUNG: (I) ISTRUZIONI DI MONTAGGIO: (E) INSTRUCCIONES DE MONTAJE: (SE) АСЕННУСОШЛЕПТ:
- (GB) ASSEMBLY INSTRUCTIONS: (NL) MONTAGE HANDLEIDING: (S) MONTERINGS ANVISNING: (PL) INSTRUKCJA MONTAŻU:
- (F) INSTRUCTIONS DE MONTAGE: (DK) MONTERINGSVEJLEDNING: (N) MONTERINGS ANVISNING: (J) 組立方法



QL2 - MODELS		ACCESSOIRES	
Bike-Tourer 	incl.		
Bike-Packer Plus Sport-Packer Plus 		 = + Art. #F33  = + Art. #F33 In-Put = Art. #F39  = + Art. #F91S = + Art. #E125 (I) = + Art. #E124 (S)	 = + Art. #F91S = + Art. #E125 (I) = + Art. #E124 (S)
Back-Roller Plus Front-Roller Plus 		 3-4x    = + Rack-Pack, Size M = + Art. #F33 In-Put = Art. #F39  = + Art. #F91S = + Art. #E125 (I) = + Art. #E124 (S)	 = + Art. #F91S = + Art. #E125 (I) = + Art. #E124 (S)
Tour-Box 			 = + Art. #E125 (I)
Office-Bag 		 3-4x  ? 	 = + Art. #F88G  = + Art. #E125 (I)

